

**HIGHLIGHTS OF PRESCRIBING INFORMATION**  
These highlights do not include all the information needed to use CRENESSITY safely and effectively. See full prescribing information for CRENESSITY.

CRENESSITY™ (crinecerfont) capsules, for oral use  
CRENESSITY™ (crinecerfont) oral solution  
Initial U.S. Approval: 2024

**INDICATIONS AND USAGE**  
CRENESSITY is a corticotropin-releasing factor type 1 receptor antagonist indicated as adjunctive treatment to glucocorticoid replacement to control androgens in adults and pediatric patients 4 years of age and older with classic congenital adrenal hyperplasia (CAH).

**DOSAGE AND ADMINISTRATION**

- Continue glucocorticoid replacement therapy for adrenal insufficiency associated with CAH. (2.1)
- Adults:** 100 mg orally, twice daily with a meal in the morning and evening. (2.2)
- Pediatric Patients (4 years of age and older):** Weight-based dosage orally, twice daily with a meal in the morning and evening. (2.2)
- See Full Prescribing Information for complete dosage and administration information.

**DOSAGE FORMS AND STRENGTHS**

- Capsules: 25 mg, 50 mg, 100 mg (3)
- Oral Solution: 50 mg/mL (3)

**CONTRAINDICATIONS**  
Hypersensitivity to crinecerfont or any excipients of CRENESSITY. (4)

**WARNINGS AND PRECAUTIONS**

- Hypersensitivity Reactions:** Include throat tightness, angioedema, and generalized rash. If clinically significant hypersensitivity occurs, initiate appropriate therapy and discontinue CRENESSITY. (5.1)
- Risk of Acute Adrenal Insufficiency or Adrenal Crisis with Inadequate Concomitant Glucocorticoid Therapy:** Continue glucocorticoids upon initiation of and during treatment with CRENESSITY. Do not reduce the glucocorticoid dose below the dose required for cortisol replacement. Any adjustment of daily glucocorticoid dosage after initiation of CRENESSITY should be performed under the supervision of a health care provider. Use glucocorticoid stress doses in cases of increased cortisol need (e.g., acute intercurrent illness, serious trauma, surgical procedures). (5.2)

**ADVERSE REACTIONS**  
**Adults:** Most common adverse reactions (at least 4% for CRENESSITY and greater than placebo) are fatigue, headache, dizziness, arthralgia, back pain, decreased appetite, and myalgia. (6.1)

**Pediatric Patients:** Most common adverse reactions (at least 4% for CRENESSITY and greater than placebo) are headache, abdominal pain, fatigue, nasal congestion, and epistaxis. (6.1)

**To report SUSPECTED ADVERSE REACTIONS, contact Neurocrine Biosciences, Inc. at 877-641-3461 or FDA at 1-800-FDA-1088 or [www.fda.gov/medwatch](http://www.fda.gov/medwatch).**

**DRUG INTERACTIONS**  
**Strong CYP3A4 Inducers:** Increase CRENESSITY morning and evening dosage 2-fold. (Section 2.3, 7.1)  
**Moderate CYP3A4 Inducers:** Increase CRENESSITY evening dosage 2-fold. (2.4, 7.1)

See for 17 PATIENT COUNSELING INFORMATION

Revised: 12/2024

**FULL PRESCRIBING INFORMATION: CONTENTS\***

1	INDICATIONS AND USAGE
2	DOSAGE AND ADMINISTRATION
2.1	Important Administration Information
2.2	Recommended Dosage and Administration
2.3	Dosage Modifications for Concomitant Use with Strong CYP3A4 Inducers
2.4	Dosage Modifications for Concomitant Use with Moderate CYP3A4 Inducers
2.5	Administration Instructions
2.6	Missed Doses
3	DOSAGE FORMS AND STRENGTHS
4	CONTRAINDICATIONS
5	WARNINGS AND PRECAUTIONS
5.1	Hypersensitivity Reactions
5.2	Risk of Acute Adrenal Insufficiency or Adrenal Crisis with Inadequate Concomitant Glucocorticoid Therapy
6	ADVERSE REACTIONS
6.1	Clinical Trials Experience
7	DRUG INTERACTIONS
7.1	Effect of Other Drugs on CRENESSITY

8	USE IN SPECIFIC POPULATIONS
8.1	Pregnancy
8.2	Lactation
8.4	Pediatric Use
8.5	Geriatric Use
8.6	Renal Impairment
11	DESCRIPTION
12	CLINICAL PHARMACOLOGY
12.1	Mechanism of Action
12.2	Pharmacodynamics
12.3	Pharmacokinetics
13	NONCLINICAL TOXICOLOGY
13.1	Carcinogenesis, Mutagenesis, Impairment of Fertility
14	CLINICAL STUDIES
14.1	Adults with Congenital Adrenal Hyperplasia
14.2	Pediatric Patients with Congenital Adrenal Hyperplasia
16	HOW SUPPLIED/STORAGE AND HANDLING
16.1	How Supplied
16.2	Storage and Handling
17	PATIENT COUNSELING INFORMATION

\* Sections or subsections omitted from the full prescribing information are not listed.

## FULL PRESCRIBING INFORMATION

### 1 INDICATIONS AND USAGE

CRENESSITY is indicated as adjunctive treatment to glucocorticoid replacement to control androgens in adults and pediatric patients 4 years of age and older with classic congenital adrenal hyperplasia (CAH).

### 2 DOSAGE AND ADMINISTRATION

#### 2.1 Important Administration Information

Patients receiving CRENESSITY should continue glucocorticoid replacement therapy for the adrenal insufficiency associated with congenital adrenal hyperplasia (*see Warning and Precautions (5.2)*).

Androstenedione levels can be assessed beginning four weeks after CRENESSITY initiation to inform reduction in glucocorticoid dosage as clinically indicated. Do not reduce the glucocorticoid dosage below that required for replacement therapy.

#### 2.2 Recommended Dosage and Administration

##### Recommended Dosage for Adults

The recommended CRENESSITY dosage for adults is 100 mg orally, twice daily with a meal in the morning and evening [*see Clinical Pharmacology (12.3)*].

##### Recommended Dosage for Pediatric Patients 4 Years of Age and Older

The recommended CRENESSITY dosage for pediatric patients 4 years of age and older is weight-based and administered orally, twice daily with a meal in the morning and evening (see [Table 1](#)) [*see Clinical Pharmacology (12.3)*].

**Table 1. Recommended CRENESSITY Weight-Based Dosage for Pediatric Patients 4 Years of Age and Older**

Weight	Dosage Regimen with a Meal
10 kg to less than 20 kg	25 mg orally twice daily
20 kg to less than 55 kg	50 mg orally twice daily
Greater than or equal to 55 kg	100 mg orally twice daily

#### 2.3 Dosage Modifications for Concomitant Use with Strong CYP3A4 Inducers

##### Adults

In adults, increase the CRENESSITY dosage to 200 mg orally, twice daily with a meal in the morning and evening when used concomitantly with strong CYP3A4 inducers [*see Drug Interactions (7.1)*].

##### Pediatric Patients 4 Years of Age and Older

In pediatric patients, increase the CRENESSITY dosage with a meal in the morning and evening when used concomitantly with strong CYP3A4 inducers as shown in [Table 2](#) [*see Drug Interactions (7.1)*].

**Table 2. Dosage Increase of CRENESSITY for Use with Strong CYP3A4 Inducers in Pediatric Patients 4 Years of Age and Older**

Weight	Dosage Regimen with a Meal
10 kg to less than 20 kg	50 mg orally twice daily
20 kg to less than 55 kg	100 mg orally twice daily
Greater than or equal to 55 kg	200 mg orally twice daily

## 2.4 Dosage Modifications for Concomitant Use with Moderate CYP3A4 Inducers

### Adults

In adults, increase the CRENESSITY dosage to 200 mg orally with the evening meal when used concomitantly with moderate CYP3A4 inducers. The CRENESSITY dosage of 100 mg with the morning meal remains unchanged [see *Drug Interactions (7.1)*].

### Pediatric Patients 4 Years of Age and Older

In pediatric patients, increase the CRENESSITY dosage with the evening meal when used concomitantly with moderate CYP3A4 inducers as shown in [Table 3](#) [see *Drug Interactions (7.1)*].

**Table 3. Dosage Increase of CRENESSITY for Use with Moderate CYP3A4 Inducers in Pediatric Patients 4 Years of Age and Older**

Weight	Dosage Regimen with a Meal	
	Morning Dose	Evening Dose
10 kg to less than 20 kg	25 mg orally	50 mg orally
20 kg to less than 55 kg	50 mg orally	100 mg orally
Greater than or equal to 55 kg	100 mg orally	200 mg orally

## 2.5 Administration Instructions

Administer CRENESSITY orally, twice daily, with a meal in the morning and evening [see *Clinical Pharmacology (12.3)*].

### CRENESSITY Capsules

Take CRENESSITY capsules orally and swallow whole with liquid.

### CRENESSITY Oral Solution

Refer patients and/or caregivers to the Instructions for Use (IFU) for complete administration instructions.

Discard any unused CRENESSITY oral solution after 30 days of first opening the bottle [see *How Supplied/Storage and Handling (16.2)*].

## 2.6 Missed Doses

If a dose or doses are missed, advise the patient to take one dose of CRENESSITY as soon as possible (even if it is soon before the next scheduled dose) and then to resume the regular dosing schedule.

## 3 DOSAGE FORMS AND STRENGTHS

CRENESSITY is available as:

- Capsules:
  - 25 mg oval, orange soft gelatin capsule printed with ‘WWV 25’ in black ink

- 50 mg oval, two-toned orange and gold soft gelatin capsule printed with ‘WWV 50’ in black ink
- 100 mg oblong, gold soft gelatin capsule printed with ‘WWV 100’ in black ink
- Oral Solution: 50 mg/mL in a light yellow to orange, clear to slightly opalescent oral solution

## 4 CONTRAINDICATIONS

CRENESSITY is contraindicated in patients with hypersensitivity to crinercerfont or any excipients of CRENESSITY. Reactions have included throat tightness, angioedema, and generalized rash [*see Warnings and Precautions (5.1)*].

## 5 WARNINGS AND PRECAUTIONS

### 5.1 Hypersensitivity Reactions

A hypersensitivity reaction, including throat tightness, angioedema, and generalized rash, occurred in a subject after 3 days of treatment with CRENESSITY.

If a clinically significant hypersensitivity reaction occurs, initiate appropriate therapy and discontinue CRENESSITY.

### 5.2 Risk of Acute Adrenal Insufficiency or Adrenal Crisis with Inadequate Concomitant Glucocorticoid Therapy

Continue glucocorticoids upon initiation of and during treatment with CRENESSITY. Do not reduce the glucocorticoid dose below the dose required for cortisol replacement.

Acute adrenal insufficiency or adrenal crisis, which can potentially be fatal or life-threatening, can occur in patients with underlying adrenal insufficiency who are on inadequate daily glucocorticoid doses, especially in situations associated with increased cortisol need, such as acute intercurrent illness, serious trauma, or surgical procedures.

Any adjustment of daily glucocorticoid dosage after initiation of CRENESSITY should be performed under the supervision of a health care provider. Use glucocorticoid stress doses in case of increased cortisol need (e.g., acute intercurrent illness, serious trauma, surgical procedures).

In the placebo-controlled clinical study of adults with classic CAH, the incidence of adrenal crisis was 1.6% in subjects treated with CRENESSITY and 0% in subjects treated with placebo. In the placebo-controlled clinical study of pediatric subjects with classic CAH, there were no events of adrenal crisis.

## 6 ADVERSE REACTIONS

The following clinically significant adverse reactions are described elsewhere in the labeling:

- Hypersensitivity Reactions [*see Warnings and Precautions (5.1)*]
- Risk of Acute Adrenal Insufficiency or Adrenal Crisis with Inadequate Concomitant Glucocorticoid Therapy [*see Warnings and Precautions (5.2)*]

### 6.1 Clinical Trials Experience

Because clinical trials are conducted under widely varying conditions, adverse reaction rates observed in the clinical trials of a drug cannot be directly compared to rates in the clinical trials of another drug and may not reflect the rates observed in practice.

## Adults with Congenital Adrenal Hyperplasia (CAH)

The safety of CRENESSITY in adults was assessed in Study 1, a randomized, double-blind, placebo-controlled study of 182 adults aged 18 to 58 years with classic CAH due to 21-hydroxylase deficiency. A total of 122 subjects received CRENESSITY 100 mg twice daily and 59 subjects received placebo twice daily for up to 24 weeks [see *Clinical Studies* (14.1)].

### *Adverse Reactions Leading to Discontinuation of Treatment*

A total of 3% of CRENESSITY-treated subjects and no placebo-treated subjects discontinued treatment because of adverse reactions of restlessness, apathy, dyspepsia, nausea, and vomiting.

### *Commonly Observed Adverse Reactions*

Adverse reactions that occurred in  $\geq 4\%$  of CRENESSITY-treated subjects and more frequently than in placebo-treated subjects are presented in Table 4.

**Table 4. Adverse Reactions ( $\geq 4\%$ ) in Adults with Congenital Adrenal Hyperplasia Treated with CRENESSITY and Occurring More Frequently Than in Placebo-Treated Subjects**

<b>Adverse Reactions</b>	<b>CRENESSITY (N=122) %</b>	<b>Placebo (N=59) %</b>
Fatigue	25	15
Headache	16	15
Dizziness	8	3
Arthralgia	7	0
Back pain	6	3
Decreased appetite	4	2
Myalgia	4	3

### *Suicidal Ideation and Behavior*

Study 1 excluded subjects with active suicidal ideation with intent or plan within the six months prior to screening and those with a history of suicidal behavior within the past year, based on the Columbia-Suicide Severity Rating Scale (C-SSRS) administered at screening. The C-SSRS was administered to subjects at regular intervals during the study. Three of 122 (2.5%) CRENESSITY-treated subjects reported suicidal ideation without method, intent or plan on the C-SSRS during the 24-week double-blind treatment period compared to 1 of 59 (1.7%) placebo-treated subjects. One of the three subjects receiving CRENESSITY and the placebo-treated subject reported a lifetime history of suicidal ideation.

One CRENESSITY-treated subject without a history of suicidal ideation or behavior attempted suicide during the open-label period after 320 days of treatment.

### *Laboratory Findings*

Neutrophil count less than  $2 \times 10^3$  cells/mcL occurred in 14% (17 of 120) of CRENESSITY-treated subjects, compared to 5% (3 of 58) of subjects in the placebo group. Neutrophil count less than  $1 \times 10^3$  cells/mcL occurred in 0.8% (1 of 120) of CRENESSITY-treated subjects, compared to 1.7% subjects (1 of 58) in the placebo group.

## Pediatric Patients with Congenital Adrenal Hyperplasia

The safety of CRENESSITY in pediatric patients was evaluated in Study 2, a randomized, double-blind placebo-controlled study of 103 pediatric subjects aged 4 to 17 years with classic CAH due to 21-hydroxylase deficiency. Pediatric subjects were randomized to receive CRENESSITY twice daily (N=69) or placebo (N=34)

for 28 weeks, using weight-based dosing (50 mg twice daily via oral solution for subjects 20 to <55 kg, or 100 mg twice daily via oral capsules for subjects  $\geq 55$  kg) [see *Clinical Studies* (14.2)].

#### *Adverse Reactions Leading to Discontinuation of Treatment*

A total of 3% of CRENESSITY-treated subjects and no placebo-treated subjects discontinued treatment because of adverse reactions of abdominal pain, myalgia, and dizziness.

#### *Commonly Observed Adverse Reactions*

Adverse reactions that occurred at an incidence of  $\geq 4\%$  in CRENESSITY-treated pediatric subjects (50 mg twice daily or 100 mg twice daily) and greater than placebo are presented in Table 5.

**Table 5. Adverse Reactions ( $\geq 4\%$ ) in Pediatric Subjects with Congenital Adrenal Hyperplasia Treated with CRENESSITY and Occurring More Frequently Than in Placebo-Treated Subjects**

Adverse Reactions	CRENESSITY (N=69) %	Placebo (N=33) %
Headache	25	6
Abdominal pain <sup>1</sup>	13	0
Fatigue	7	0
Nasal congestion	7	3
Epistaxis	4	0

<sup>1</sup>Abdominal pain includes: abdominal pain, abdominal pain upper and abdominal pain lower

#### *Suicidal Ideation and Behavior*

Study 2 excluded subjects with active suicidal ideation with intent or plan within six months prior to screening or those with a lifetime history of suicidal behavior based on the C-SSRS administered at screening. Four of 67 (6%) CRENESSITY-treated subjects and 0 of the 31 (0%) placebo-treated subjects reported suicidal ideation without method, intent or plan on the C-SSRS during the 28-week double-blind treatment period. Two of the four CRENESSITY-treated subjects reported a lifetime history of suicidal ideation. There were no completed suicides or suicide attempts.

#### *Laboratory Findings*

Neutrophil count less than  $2 \times 10^3$  cells/mcL occurred in 37% (25 of 68) of CRENESSITY-treated subjects, compared to 16% (5 of 32) of subjects in the placebo group. Neutrophil count less than  $1 \times 10^3$  cells/mcL occurred in 4% (3 of 68) of CRENESSITY-treated subjects, compared to no subjects (0 of 32) in the placebo group.

## **7 DRUG INTERACTIONS**

### **7.1 Effects of Other Drugs on CRENESSITY**

#### Strong CYP3A4 Inducers

Increase CRENESSITY morning and evening dosages 2-fold when CRENESSITY is used concomitantly with a strong CYP3A4 inducer [see *Dosage and Administration* (2.3)].

#### Moderate CYP3A4 Inducers

Increase CRENESSITY evening dosage 2-fold when CRENESSITY is used concomitantly with a moderate CYP3A4 inducer. Do not increase the morning dosage [see *Dosage and Administration* (2.4)].



## Mechanism of Drug Interaction and Clinical Effect

CRENESSITY is a CYP3A4 substrate. Concomitant use of CRENESSITY with a strong or moderate CYP3A4 inducer decreases crinecerfont exposure [*see Clinical Pharmacology (12.3)*], which may reduce CRENESSITY efficacy.

## **8 USE IN SPECIFIC POPULATIONS**

### **8.1 Pregnancy**

#### Risk Summary

Available data from reports of pregnancy in clinical trials with CRENESSITY are insufficient to identify a drug-associated risk of major birth defects, miscarriage or other adverse maternal or fetal outcomes.

No developmental toxicity was observed in rats at 4-fold higher than human exposure at the maximum recommended human dose (MRHD) based on area under the concentration-time curve (AUC). Crinecerfont was associated with a low incidence of poly-malformations (craniofacial defects) in rabbits at 2-fold higher than human exposure at the MRHD. In a pre- and postnatal developmental toxicity study, no developmental toxicity was observed in rats at 4-fold higher than human exposure at the MRHD (*see Data*).

The background risk of major birth defects and miscarriage for the indicated population is unknown. All pregnancies have a background risk of birth defect, loss, or other adverse outcomes. In the U.S. general population, the estimated background risk of major birth defects and miscarriage in clinically recognized pregnancies is 2% to 4% and 15% to 20%, respectively.

If CRENESSITY is administered during pregnancy, or if a patient becomes pregnant while receiving CRENESSITY, health care providers should report exposure to CRENESSITY by calling 1-855-CRNSITY (1-855-276-7489).

#### Data

##### *Animal Data*

Crinecerfont was administered orally to pregnant rabbits at doses of 100, 500, and 1000 mg/kg/day, and to pregnant rats at doses of 150, 500, and 2000 mg/kg/day during the period of organogenesis. No crinecerfont-related malformations were observed in rats at 4-fold higher than human exposure at the MRHD based on AUC. Low incidence of poly-malformations (craniofacial defects) and slightly lower mean fetal weights were observed in rabbits treated with crinecerfont at 2-fold higher than human exposure at the MRHD based on AUC.

In a pre- and postnatal developmental toxicity study, crinecerfont was administered orally to pregnant rats at doses of 15, 50, and 250 mg/kg/day during the period of organogenesis and lactation through Day 20 postpartum. No changes in pup mortality, growth, sexual maturation, behavior, mating and fertility, or ovarian and uterine parameters were observed. The exposure in dams at the No Observed Adverse Effect Level (NOAEL) of 250 mg/kg/day was approximately 4-fold higher than human exposure at the MRHD based on AUC.

### **8.2 Lactation**

#### Risk Summary

There are no data on the presence of crinecerfont in human milk, the effects on the breastfed infant, or the effects on milk production. Crinecerfont is present in animal milk (*see Data*). When a drug is present in animal milk, it is likely that the drug will be present in human milk. Infants exposed to CRENESSITY through breast

milk should be monitored for signs of adrenal insufficiency such as weakness, decreased feeding and weight loss.

The developmental and health benefits of breastfeeding should be considered along with the mother's clinical need for CRENESSITY and any potential adverse effects on the breastfed child from CRENESSITY or from the underlying maternal condition.

#### Data

Crinecerfont was excreted in the milk of rats, with milk-to-plasma concentration ratios ranging from 1.5 to 12. No effects on postnatal development were observed in a pre- and postnatal development study, in which female rats were treated orally with up to 250 mg/kg/day (4-fold higher than human exposure at the MRHD based on AUC) during organogenesis through lactation.

### 8.4 Pediatric Use

The safety and effectiveness of CRENESSITY as adjunctive treatment to glucocorticoid replacement to control androgens have been established in pediatric patients 4 years of age and older with classic CAH. Use of CRENESSITY for this indication is supported by evidence from an adequate and well-controlled study of 103 pediatric subjects (Study 2), evidence from an adequate and well-controlled study in adults with CAH (Study 1), and pharmacokinetic data from adults and pediatric subjects [see *Dosage and Administration* (2.2), *Warnings and Precautions* (5.2), *Adverse Reactions* (6.1), *Clinical Pharmacology* (12.3), and *Clinical Studies* (14.2)].

The safety and effectiveness of CRENESSITY in pediatric patients less than 4 years of age have not been established.

### 8.5 Geriatric Use

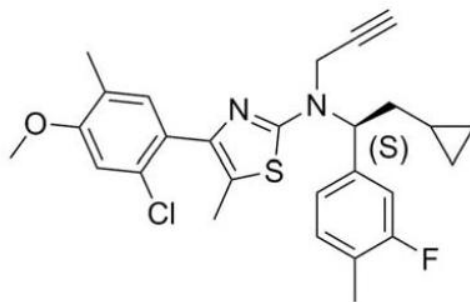
The clinical trial of CRENESSITY in adults with classic CAH did not enroll subjects 65 years of age and older to determine whether they respond differently from younger subjects.

### 8.6 Renal Impairment

CRENESSITY is not recommended in patients with severe renal impairment or end-stage renal disease [see *Clinical Pharmacology* (12.3)].

## 11 DESCRIPTION

CRENESSITY contains crinecerfont, a selective corticotropin-releasing factor type 1 receptor antagonist, present as crinecerfont free base, with the chemical name, 2-thiazolamine, 4-(2-chloro-4-methoxy-5-methylphenyl)-*N*-[(1*S*)-2-cyclopropyl-1-(3-fluoro-4-methylphenyl)ethyl]-5-methyl-*N*-2-propyn-1-yl. Crinecerfont free base is the *S*-enantiomer with an enantiomeric excess of at least 99.7%. Its molecular formula is C<sub>27</sub>H<sub>28</sub>ClFN<sub>2</sub>OS, and its molecular weight is 483.04 g/mol with the following structure:





## CRENESSITY Capsules

CRENESSITY capsules are intended for oral administration only. Each capsule contains 25 mg, 50 mg, or 100 mg of crinecerfont free base. Inactive ingredients include lauroyl polyoxyl-32 glycerides, medium chain triglycerides, propylene glycol dicaprylate/dicaprate, and Vitamin E polyethylene glycol succinate. The capsule shell contains gelatin, glycerin, red iron oxide, Sorbitol glycerin blend, titanium dioxide, and yellow iron oxide.

## CRENESSITY Oral Solution

The oral solution formulation contains 50 mg/mL of crinecerfont free base. Inactive ingredients include butylated hydroxytoluene, medium-chain triglycerides, oleoyl polyoxyl glycerides, orange flavor, and saccharin.

## **12 CLINICAL PHARMACOLOGY**

### **12.1 Mechanism of Action**

Crinecerfont is a selective corticotropin-releasing factor (CRF) type 1 receptor antagonist. Crinecerfont blocks the binding of CRF to CRF type 1 receptors in the pituitary but not CRF type 2 receptors. Crinecerfont binding to CRF type 1 receptors inhibits adrenocorticotrophic hormone (ACTH) secretion from the pituitary, thereby reducing ACTH-mediated adrenal androgen production.

### **12.2 Pharmacodynamics**

#### Exposure-Response Relationships

Model based exposure-response analyses for adults and pediatric patients with CAH demonstrated that, within the studied exposures of CRENESSITY in Phase 3 trials, relatively flat exposure-response relationships were observed for androstenedione reduction from baseline to Week 4 for both adults and pediatric patients and percent glucocorticoid daily dose reduction from baseline to Week 24 for adults and to Week 28 for pediatric patients.

#### Adrenocorticotrophic Hormone (ACTH) Reduction

In 8 adults with classic CAH (NCT0352886) who received the recommended CRENESSITY dosage for 2 weeks, the median percent reduction from baseline in ACTH was 62%.

In the Phase 3 clinical trials of adults and pediatric patients with classic CAH, administration of the recommended CRENESSITY dosage for 4 weeks during the initial glucocorticoid stable period led to a reduction in ACTH levels.

In Study 1, the median percent reduction from baseline to Week 4 in ACTH was 65%.

In Study 2, the median percent reduction from baseline to Week 4 in ACTH was 72%.

#### Cardiac Electrophysiology

At a dose 4 times the maximum approved recommended dosage, CRENESSITY does not prolong the QT interval to any clinically relevant extent.

### **12.3 Pharmacokinetics**

Crinecerfont maximum plasma concentration ( $C_{max}$ ) and area under the time concentration curve ( $AUC_{0-24 \text{ hours}}$ ) increases dose-proportionally over the approved recommended dosage range. Upon twice daily dosing, steady state conditions are achieved in approximately 7 days with an accumulation ratio of 1.4.

#### Absorption

Crinecerfont median time to reach  $C_{max}$  ( $T_{max}$ ) is 4 hours following oral administration of CRENESSITY.

No clinically significant differences in crinecerfont  $C_{\max}$  or AUC were observed following administration of CRENESSITY oral capsules and oral solution.

Steady state exposures for crinecerfont in adults and pediatric patients following oral administration of CRENESSITY are presented in [Table 6](#).

**Table 6. Geometric Mean (CV%) for AUC<sub>24,ss</sub> and  $C_{\max}$  in Adults and Pediatric Patients with Classic Congenital Adrenal Hyperplasia Following Oral Administration of CRENESSITY**

Parameter	Geometric Mean (CV%)			
	Study 1 (adults)		Study 2 (pediatrics)	
AUC <sub>24hr,ss</sub> (ng*h/mL)	Dose: 100 mg bid	72846 (51%)	Dose 100 mg bid ( $\geq 55$ kg)	74693 (48%)
$C_{\max}$ (ng/mL)		4231 (46%)	Dose 50 mg bid ( $\geq 20$ to $< 55$ kg)	47062 (51%)
			Dose 100 mg bid ( $\geq 55$ kg)	4555 (43%)
			Dose 50 mg bid ( $\geq 20$ to $< 55$ kg)	2887 (48%)

CV%, coefficient of variation expressed as a percentage; bid, twice daily; steady-state exposure parameters are generated from simulation of 500 subjects based on population pharmacokinetic modeling and weight band appropriate formulation

### *Effect of Food*

Following administration of CRENESSITY capsule, crinecerfont  $C_{\max}$  increased 4.9-fold and AUC increased 3.3-fold with a high-fat meal (800 to 1000 calories, 50% fat), compared to fasted conditions [see *Dosage and Administration* (2.2)].

Following administration of CRENESSITY oral solution, crinecerfont  $C_{\max}$  increased 8.6-fold and AUC increased 8.3-fold with a high-fat meal (800 to 1000 calories, 50% fat), compared to fasted conditions [see *Dosage and Administration* (2.2)].

### Distribution

Mean apparent volume of distribution (CV%) of crinecerfont in adults with CAH is 852 L (31%). Crinecerfont plasma protein binding is greater than or equal to 99.9%.

### Elimination

Crinecerfont's effective half-life is approximately 14 hours with a mean (CV%) apparent clearance of 3.5 L/h (37%).

### *Metabolism*

Crinecerfont is metabolized primarily by CYP3A4 and to a lesser extent by CYP2B6 in vitro. Additionally, CYP2C8 and CYP2C19 may also have minor contributions to crinecerfont metabolism.

### *Excretion*

Following a single oral 100 mg dose of radiolabeled crinecerfont, approximately 47.3% (2.7% as unchanged) of the dose was recovered in feces and 2% (amount as unchanged is undetectable) in urine.

### Specific Populations

No clinically significant differences in the pharmacokinetics of crinecerfont were observed based on age (range: 5 to 54 years), sex (58.7% male), race (4.8% Asian, 9.7% Black, 77.5% White), mild to severe hepatic impairment (Child Pugh Class A to C), or mild to moderate renal impairment (estimated glomerular filtration rate: equal to or greater than 44 mL/min/1.73 m<sup>2</sup>; CKD-EPI 2009 formula for adults and bedside Schwartz formula for pediatric patients).

Crinecerfont has not been studied in patients with severe renal impairment or end-stage renal disease.

## Drug Interaction Studies

### *Clinical Studies*

Effect of Strong CYP3A4 Inducers on Crinecerfont: Crinecerfont  $C_{\max}$  decreased by 23% and AUC decreased by 62% following concomitant use with rifampin (strong CYP3A4 inducer) [see *Dosage and Administration (2.3)* and *Drug Interactions (7.1)*].

Effect of Strong CYP3A4 Inhibitors on Crinecerfont: Crinecerfont  $C_{\max}$  and AUC increased by 25% and 45%, respectively, when used concomitantly with ketoconazole (strong CYP3A4 inhibitor).

Effect of Crinecerfont on CYP3A Substrates: No clinically significant differences in the pharmacokinetics of midazolam (CYP3A4 substrate) were observed when co-administered with crinecerfont. Concomitant use of crinecerfont did not affect the pharmacokinetics of oral contraceptives containing ethinyl estradiol and levonorgestrel.

### *In Vitro Studies*

Cytochrome P450 Enzymes: Crinecerfont does not inhibit CYP1A2, CYP2B6, CYP2C8, CYP2C9, CYP2C19, CYP2D6, and CYP2E1. Crinecerfont does not induce CYP2C8, CYP3A4, CYP1A2 and CYP2B6.

Transporter Systems: Crinecerfont does not inhibit P-glycoprotein (P-gp), breast cancer resistant protein (BCRP), bile salt export pump (BSEP), organic anion transporting polypeptide (OATP) 1B1, OATP1B3, organic anion transporter (OAT)1, OAT3, organic cation transporter (OCT)2, multidrug and toxin extrusion protein (MATE)1, or MATE2-K.

## **13 NONCLINICAL TOXICOLOGY**

### **13.1 Carcinogenesis, Mutagenesis, Impairment of Fertility**

#### Carcinogenesis

In a 2-year carcinogenicity study, rats were administered daily crinecerfont doses of 5, 15, and 100 mg/kg/day via oral gavage. An increased incidence of thyroid follicular cell combined adenomas and carcinomas was observed in female rats at the 100 mg/kg/day dose level (approximately 4-fold higher than human exposure at the MRHD based on AUC). Thyroid follicular cell tumors can occur in rats from excessive thyroid stimulating hormone (TSH) secondary to liver enzyme induction, which is not thought to commonly occur in humans. No evidence of increased tumorigenicity was seen in male rats up to approximately 5-fold higher than human exposure at the MRHD based on AUC or in female rats up to approximately 2-fold higher than human exposure at the MRHD based on AUC.

In a 6-month study in Tg.rasH2 mice, daily crinecerfont doses of 15, 50, 500, and 1500 mg/kg/day were administered via oral gavage. Crinecerfont did not increase the incidence of tumors in male or female transgenic mice (approximately 4-fold higher than human exposure at the MRHD based on AUC).

#### Mutagenesis

Crinecerfont was not mutagenic in the in vitro bacterial reverse mutation test (Ames) or clastogenic in the in vitro mammalian chromosomal aberrations assay in human peripheral blood lymphocytes or in the in vivo rat bone marrow micronucleus assay.

#### Impairment of Fertility

There were no crinecerfont-related effects on male or female fertility or female reproductive performance in rats treated orally with up to 1000 mg/kg/day crinecerfont at 2-fold higher than human exposure at the MRHD by AUC exposure.

## 14 CLINICAL STUDIES

### 14.1 Adults with Classic Congenital Adrenal Hyperplasia

The efficacy of CRENESSITY to reduce androgen levels and enable a reduced glucocorticoid dose while maintaining androgen control in adults with classic CAH was evaluated in a randomized, double-blind, placebo-controlled study (Study 1; NCT#04490915). This study enrolled 182 adults with classic CAH due to 21-hydroxylase deficiency on supraphysiological glucocorticoid doses and with androgen concentrations in the normal range or with inadequate androgen control.

Subjects were randomized to receive CRENESSITY 100 mg twice daily (N=122) or placebo (N=60) for 24 weeks. During the first 4 weeks of CRENESSITY treatment, subjects maintained a stable glucocorticoid regimen except for stress dosing as needed. During Weeks 4 to 12, the glucocorticoid dose was reduced as frequently as every 2 weeks without regard to androstenedione levels, with the goal to achieve a glucocorticoid dose of 8 to 10 mg/m<sup>2</sup>/day in hydrocortisone dose equivalents adjusted for body surface area by Week 12. From Weeks 12 to 20, the glucocorticoid dose was further adjusted, if needed, to achieve androstenedione control by Week 24.

The mean (range) age was 31 (18 to 58) years, 51% were male, 90% were White, and 8% were Hispanic or Latino. At baseline, the mean (SD) glucocorticoid total daily dose in hydrocortisone equivalents was 32 (9) mg/day (18 [5] mg/m<sup>2</sup>/day), with mean (SD) androstenedione levels of 620 (729) ng/dL prior to the morning glucocorticoid dose.

The efficacy of CRENESSITY was assessed by the least-squares (LS) mean (SEM) percent change from baseline in the total glucocorticoid daily dose while androstenedione was controlled ( $\leq 120\%$  of baseline or  $\leq$  upper limit of normal [ULN]) after 24 weeks. The LS mean percent change from baseline in daily glucocorticoid dose was statistically significantly greater in the CRENESSITY group at -27% compared to -10% in the placebo group, as shown in [Table 7](#).

**Table 7. Percent Change From Baseline in Glucocorticoid Daily Dose While Maintaining Androstenedione Control at Week 24 in Adults with Classic Congenital Adrenal Hyperplasia (Study 1)**

	Treatment Group	Mean (SD) Baseline (mg/m <sup>2</sup> /day)	LS Mean (SEM) Percent Change From Baseline (%)	Placebo-Subtracted LS Mean Difference (95% CI) (%)
<b>Glucocorticoid Daily Dose*</b>	CRENESSITY N=122	18 (5)	-27 (2)	-17 (-24, -10) p<0.0001
	Placebo N=60	18 (6)	-10 (3)	

CI=confidence interval; LS mean=least-squares mean; SD=standard deviation; SEM=standard error of the mean

\* In hydrocortisone equivalents (4x equivalency factor for (methyl)prednisolone, 60x for dexamethasone) adjusted for body surface area.

At Week 24, there was a statistically significantly greater percentage of subjects achieving a reduction to a physiologic glucocorticoid daily dose ( $\leq 11$  mg/m<sup>2</sup>/day hydrocortisone equivalents) while androstenedione was controlled ( $\leq 120\%$  of baseline or  $\leq$  ULN) with CRENESSITY compared to placebo (63% vs 18%, p<0.0001).

At Week 4, following a treatment period at a stable glucocorticoid dose regimen, the LS mean change from baseline in serum androstenedione in the CRENESSITY group was statistically significantly different at -299 ng/dL compared to the LS mean increase from baseline in the placebo group of 46 ng/dL, as shown in [Table 8](#).

**Table 8. Change From Baseline in Serum Androstenedione (ng/dL) at Week 4\* in Adults with Classic Congenital Adrenal Hyperplasia (Study 1)**

	Treatment Group	Mean (SD) Baseline	LS Mean (SEM) Change from Baseline	Placebo-subtracted LS Mean Difference (95% CI)
Serum Androstenedione (ng/dL) <sup>†</sup>	CRENESSITY N=122	634 (796)	-299 (38)	-345 (-457, -232) p<0.0001
	Placebo N=60	590 (572)	46 (51)	

CI=confidence interval; LS mean=least-squares mean; SD=standard deviation; SEM=standard error of the mean

\* End of glucocorticoid stable period.

<sup>†</sup> Obtained prior to the morning glucocorticoid dose.

## 14.2 Pediatric Patients with Classic Congenital Adrenal Hyperplasia

The efficacy of CRENESSITY to improve androgen control and enable a reduced glucocorticoid dose while maintaining androgen control in pediatric patients with classic CAH was evaluated in a Phase 3 randomized, double-blind, placebo-controlled study (Study 2; NCT#04806451). This study enrolled 103 pediatric subjects 4 to 17 years of age with classic CAH due to 21-hydroxylase deficiency and inadequate androgen control on supraphysiological glucocorticoid doses.

Subjects were randomized to receive either CRENESSITY twice daily (N=69) or placebo (N=34) for 28 weeks, using weight-based dosing (50 mg twice daily via oral solution for subjects 20 to <55 kg [CRENESSITY N=37; placebo N=14 ], or 100 mg twice daily via oral capsules for subjects ≥55 kg [CRENESSITY N=32; placebo N=20]).

During the first 4 weeks of CRENESSITY treatment, subjects were maintained on a stable glucocorticoid regimen except for stress dosing, as needed. The primary efficacy endpoint was the change from baseline in serum androstenedione at Week 4. From Weeks 4 to 20, the glucocorticoid dose could be reduced as frequently as every 4 weeks provided androstenedione levels were controlled. The goal was to achieve a glucocorticoid dose of 8 to 10 mg/m<sup>2</sup>/day (hydrocortisone dose equivalents adjusted for body surface area) by Week 28 while maintaining androstenedione control.

The mean (range) age was 12 (4 to 17) years, 41% were Tanner Stage 1 or 2, 52% were male, 63% were White, and 11% were Hispanic or Latino. With respect to concurrent glucocorticoid use at baseline, 92% of patients were receiving hydrocortisone alone and 8% were receiving prednisone [or equivalent] (with or without hydrocortisone). At baseline, subjects were receiving a mean (SD) glucocorticoid total daily dose in hydrocortisone equivalents of 16 (4) mg/m<sup>2</sup>/day, and had a mean (SD) androstenedione level of 431 (461) ng/dL and mean (SD) serum 17-hydroxyprogesterone level of 8682 (6847) ng/dL prior to the morning glucocorticoid dose.

At Week 4, following a treatment period at a stable glucocorticoid dose regimen, the LS mean reduction from baseline in serum androstenedione in the CRENESSITY group was statistically significantly different at -197 ng/dL compared to the increase of 71 ng/dL in the placebo group, as shown in [Table 9](#).

**Table 9. Change From Baseline in Serum Androstenedione (ng/dL) at Week 4\* in Pediatric Subjects with Classic Congenital Adrenal Hyperplasia (Study 2)**

	Treatment Group	Mean (SD) Baseline	LS Mean (SEM) Change from Baseline	Placebo-Subtracted LS Mean Difference (95% CI)
<b>Serum Androstenedione (ng/dL) †</b>	CRENESSITY N=69	405 (464)	-197 (40)	-268 (-403, -132) p=0.0002
	Placebo N=34	483 (456)	71 (56)	

CI=confidence interval; LS mean=least-squares mean; SD=standard deviation; SEM=standard error of the mean

\* End of glucocorticoid stable period.

†Obtained prior to the morning glucocorticoid dose.

At Week 4, following a treatment period at a stable glucocorticoid regimen, the LS mean reduction (SEM) from baseline in serum 17-hydroxyprogesterone in the CRENESSITY group was statistically significantly different at -5865 (572) ng/dL compared to the increase of 556 (818) ng/dL in the placebo group (LS Mean Treatment Difference -6421, 95% CI -8387, -4454, p<0.0001).

The LS mean percent change from baseline in the total glucocorticoid daily dose while androstenedione was controlled ( $\leq 120\%$  of baseline or  $\leq \text{ULN}$ ) at Week 28 in the CRENESSITY group was statistically significantly different at -18% compared to the increase of 6% in the placebo group, as shown in [Table 10](#).

**Table 10. Percent Change From Baseline in Glucocorticoid Daily Dose While Maintaining Androstenedione Control at Week 28 in Pediatric Subjects with Classic Congenital Adrenal Hyperplasia (Study 2)**

	Treatment Group	Mean (SD) Baseline (mg/m <sup>2</sup> /day)	LS Mean (SEM) Percent Change from Baseline (%)	Placebo-subtracted LS Mean Difference (95% CI) (%)
<b>Glucocorticoid Daily Dose*</b>	CRENESSITY N=69	17 (4)	-18 (2)	-24 (-30, -17) p<0.0001
	Placebo N=34	16 (3)	6 (3)	

CI=confidence interval; LS mean=least-squares mean; SD=standard deviation; SEM=standard error of the mean

\*In hydrocortisone equivalents (4x equivalency factor for (methyl)predniso(lo)ne) adjusted for body surface area.

## 16 HOW SUPPLIED/STORAGE AND HANDLING

### 16.1 How Supplied

#### CRENESSITY Capsules

CRENESSITY (crinecerfont) capsules are available in the doses shown in [Table 11](#).



**Table 11. CRENESSITY Capsule Information**

Capsule Strength	Capsule Color/Shape	Capsule Marking	Quantity in bottle	NDC Number
25 mg	Oval, orange soft gelatin capsules	Printed with ‘WWV 25’ in black ink	60	70370-5025-1
50 mg	Oval, two-toned orange and gold soft gelatin capsules	Printed with ‘WWV 50’ in black ink	60	70370-5050-1
100 mg	Oblong, gold soft gelatin capsules	Printed with ‘WWV 100’ in black ink	30	70370-5100-1

CRENESSITY Oral Solution 50 mg/mL is a light yellow to orange, orange-flavored liquid. The amber polyethylene terephthalate (PET) bottle contains 30 mL oral solution (NDC 70370-5250-1).

## 16.2 Storage and Handling

### CRENESSITY Capsules

Store at 15°C to 25°C (59°F to 77°F).

Packaged in child-resistant HDPE bottles. Do not freeze.

### CRENESSITY Oral Solution

Store and dispense in original container. Store CRENESSITY Oral Solution in an upright position.

Store unopened bottles under refrigeration at 2°C to 8°C (36°F to 46°F). Do not freeze.

Once a bottle is opened for use, it may be stored under refrigeration at 2°C to 8°C (36°F to 46°F) or at room temperature (15°C to 25°C [59°F to 77°F]) for up to 30 days. Discard any unused oral solution after 30 days of first opening the bottle.

Packaged in child-resistant PET bottles.

## 17 PATIENT COUNSELING INFORMATION

Advise patients and/or caregivers to read the FDA-approved patient labeling (Patient Information leaflet and CRENESSITY oral solution IFU, if applicable).

### Administration Information

Counsel patients that CRENESSITY must be taken with a meal, without regard to fat or caloric content [*see Dosage and Administration (2.2) and Clinical Pharmacology (12.3)*].

### Drug Interactions

Inform patients that the CRENESSITY dosage will need to be increased if they are taking strong or moderate CYP3A4 inducers [*see Dosage and Administration (2.3, 2.4), Drug Interactions (7.1)*].

### Hypersensitivity Reactions

Advise patients to seek prompt medical attention if signs or symptoms of hypersensitivity reactions occur. Advise patients who have had signs or symptoms of systemic hypersensitivity reactions to CRENESSITY that they should not receive CRENESSITY [*see Contraindications (4) and Warnings and Precautions (5.1)*].

### Acute Adrenal Insufficiency or Adrenal Crisis with Inadequate Concomitant Glucocorticoid Therapy

Inform patients that they should continue glucocorticoids when taking CRENESSITY. Counsel patients that any adjustment of glucocorticoid doses should be done under the guidance of their health care provider.

Counsel patients about the continued need for stress dose glucocorticoids during times of increased cortisol need (e.g., during illness) [*see Warnings and Precautions (5.2)*].

### Pregnancy

Advise women who are exposed to CRENESSITY during pregnancy that there is a pregnancy safety study [*see Use in Specific Populations (8.1)*].

For information on CRENESSITY, visit [www.CRENESSITY.com](http://www.CRENESSITY.com) or call 1-855-CRNSITY (1-855-276-7489).

Distributed by: Neurocrine Biosciences, Inc., San Diego, CA 92130, U.S.A.

CRENESSITY is a trademark of Neurocrine Biosciences, Inc.

**PATIENT INFORMATION**  
**CRENESSITY™ (kreh NEH sih tee)**  
**(crinecerfont)**  
**capsules and oral solution**

**What is CRENESSITY?**

CRENESSITY is a prescription medicine used together with glucocorticoids (steroids) to control androgen (testosterone-like hormone) levels in adults and children 4 years of age and older with classic congenital adrenal hyperplasia (CAH). It is not known if CRENESSITY is safe and effective in children younger than 4 years of age.

**Do not take CRENESSITY if you:**

- are allergic to crinecerfont, or any of the ingredients in CRENESSITY. See the end of this Patient Information leaflet for a complete list of ingredients in CRENESSITY.

**Before taking CRENESSITY, tell your health care provider about all of your medical conditions, including if you:**

- are pregnant or plan to become pregnant. It is not known if CRENESSITY will harm your unborn baby. If you become pregnant while taking CRENESSITY, tell your health care provider right away. There is a pregnancy safety study for women who become pregnant during treatment with CRENESSITY.
- are breastfeeding or plan to breastfeed. It is not known if CRENESSITY passes into your breast milk. Talk to your health care provider about the best way to feed your baby during treatment with CRENESSITY.

**Tell your health care provider about all the medicines you take**, including prescription and over-the-counter medicines, vitamins, and herbal supplements.

Taking CRENESSITY with certain other medicines may cause your CRENESSITY to not work as well. **Do not start any new medicines while taking CRENESSITY without talking to your health care provider first.**

**How should I take CRENESSITY?**

- Take CRENESSITY exactly as your health care provider tells you to. Your health care provider will tell you how much CRENESSITY to take and when to take it.
- Do not stop taking CRENESSITY without talking to your health care provider first.
- While your health care provider may lower your glucocorticoids (steroids), you should continue to take glucocorticoids (steroids) to treat adrenal insufficiency, including stress dose steroids (such as when your body may be under stress from fever, infection or surgery). **Do not** change your daily glucocorticoid (steroid) dose without talking to your health care provider. See **“What are the possible side effects of CRENESSITY?”**
- Take CRENESSITY by mouth 2 times each day, in the morning and evening with a meal.
- Swallow CRENESSITY capsules whole with liquid. Tell your health care provider if you cannot swallow the capsule whole. Your healthcare provider may need to switch you to CRENESSITY oral solution.
- If your health care provider prescribes CRENESSITY oral solution, you should use the oral dosing syringe that your pharmacist will give you to measure and take the correct dose. See the Instructions for Use for CRENESSITY oral solution for more information.
- If you miss a dose of CRENESSITY, take it as soon as you remember (even if it is almost time for your next dose). Take the next dose at your regular time.

**What are the possible side effects of CRENESSITY?**

**CRENESSITY may cause serious side effects, including:**

- **Allergic reactions.** Symptoms of an allergic reaction include tightness of the throat, trouble breathing or swallowing, swelling of the lips, tongue, or face, and rash. If you have an allergic reaction to CRENESSITY, get emergency medical help right away and stop taking CRENESSITY.
- **Risk of Sudden Adrenal Insufficiency or Adrenal Crisis with Too Little Glucocorticoid (Steroid) Medicine.** Sudden adrenal insufficiency or adrenal crisis can happen in people with congenital adrenal hyperplasia who are not taking enough glucocorticoid (steroid) medicine. **You should continue taking your glucocorticoid (steroid) medicine during treatment with CRENESSITY.** Certain conditions such as infection, severe injury, or shock may increase your risk for sudden adrenal insufficiency or adrenal crisis. Tell your health care provider if you get a severe injury, infection, illness, or have any planned surgery during treatment with CRENESSITY. Your health care provider may need to change your dose of glucocorticoid (steroid) medicine.

**The most common side effects of CRENESSITY in adults include:**

- |              |                      |
|--------------|----------------------|
| • tiredness  | • back pain          |
| • headache   | • decreased appetite |
| • dizziness  | • muscle pain        |
| • joint pain |                      |

**The most common side effects of CRENESSITY in children include:**

- |                |                    |
|----------------|--------------------|
| • headache     | • nasal congestion |
| • stomach pain | • nose bleeds      |

CP-CFT-US-0337 12/2024

- tiredness

These are not all the possible side effects of CRENESSITY. Call your doctor for medical advice about side effects. You may report side effects to FDA at 1-800-FDA-1088.

#### How should I store CRENESSITY?

- Store CRENESSITY capsules at room temperature between 59°F to 77°F (15°C to 25°C). **Do not** freeze.
- Store unopened CRENESSITY oral solution in the refrigerator between 36°F to 46°F (2°C to 8°C). **Do not** freeze.
  - Store in the original container in an upright position.
  - After opening the bottle, CRENESSITY oral solution may be stored in the refrigerator **or** at room temperature between 59°F to 77°F (15°C to 25°C) for up to 30 days.
  - Use CRENESSITY oral solution **within 30 days** of first opening the bottle. Throw away (dispose of) any unused medicine after 30 days.

**Keep CRENESSITY and all medicines out of the reach of children.**

#### General information about the safe and effective use of CRENESSITY.

Medicines are sometimes prescribed for purposes other than those listed in a Patient Information leaflet. Do not use CRENESSITY for a condition for which it was not prescribed. Do not give CRENESSITY to other people, even if they have the same symptoms that you have. It may harm them. You can ask your pharmacist or health care provider for information about CRENESSITY that is written for health professionals.

#### What are the ingredients in CRENESSITY?

**Active ingredient:** crinecerfont

**Inactive ingredients:**

- CRENESSITY capsules: lauroyl polyoxyl-32 glycerides, medium chain triglycerides, propylene glycol dicaprylate/dicaprate, and Vitamin E polyethylene glycol succinate. The capsule shell contains gelatin, glycerin, red iron oxide, Sorbitol glycerin blend, titanium dioxide, yellow iron oxide.
- CRENESSITY oral solution: butylated hydroxytoluene, medium-chain triglycerides, oleoyl polyoxyl glycerides, orange flavor, and saccharin.

Distributed by: Neurocrine Biosciences, Inc., San Diego, CA 92130, U.S.A

For more information, go to [www.CRENESSITY.com](http://www.CRENESSITY.com) or call 1-855-CRNSITY (1 855-276-7489).

This Patient Information has been approved by the U.S. Food and Drug Administration

Issued: 12/2024

## INSTRUCTIONS FOR USE

**CRENESSITY™ (kreh NEH sih tee)  
(crinecerfont)  
oral solution  
50 mg/mL**

Read this Instructions for Use for important information you need to know before taking CRENESSITY oral solution for the first time and each time you get a refill. There may be new information. This information does not take the place of talking to your health care provider about your medical condition or treatment.

### **Important information:**

- Take CRENESSITY oral solution exactly as your health care provider tells you to. Your health care provider will tell you how much CRENESSITY oral solution to take and when to take it.
- CRENESSITY oral solution should be taken with a meal in the morning and evening.
- Always use the oral syringe provided by your pharmacist to make sure you measure the right amount of CRENESSITY oral solution.
- Use CRENESSITY oral solution within 30 days of first opening the bottle. After 30 days of first opening the bottle, throw away (dispose of) any CRENESSITY oral solution that has not been used.
- Do not stop taking CRENESSITY oral solution without talking to your health care provider first.
- See the Patient Information leaflet that comes with CRENESSITY for more information.

### **Supplies not included in the package:**

- Press-in bottle adapter
- Oral syringes

You must get a press-in bottle adapter and oral syringe from your pharmacist. Your pharmacist can help you choose the right press-in bottle adapter and oral syringe to use with CRENESSITY oral solution.

Call your pharmacist right away if you do not have a press-in bottle adapter and the right oral syringe to use with your CRENESSITY oral solution.

## How should I prepare and take CRENESSITY oral solution?

### 1. Gather the supplies (see Figure A):

- CRENESSITY oral solution bottle
- Press-in bottle adapter
- Oral syringe

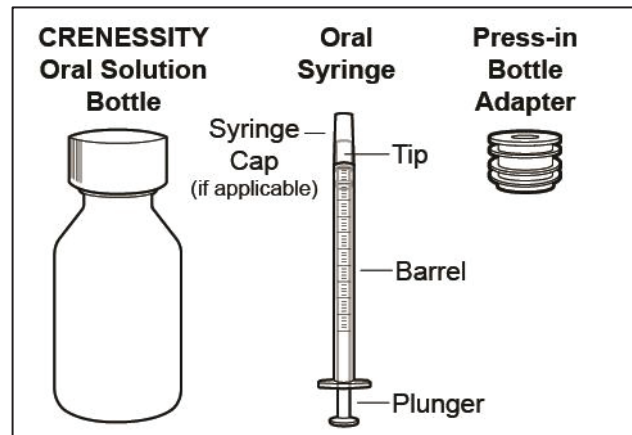


Figure A

### 2. Inspect CRENESSITY.

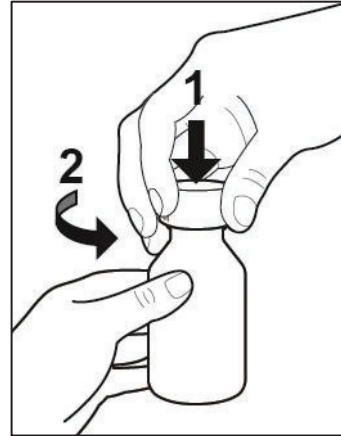
- a. Check the pharmacy label to make sure the medicine name and dose are correct.
- b. Check the oral solution bottle, oral syringe, and press-in bottle adapter for signs of damage.

**Do not** use the CRENESSITY oral solution bottle, oral syringe, or press-in bottle adapter if it appears to be damaged or tampered with. Contact your pharmacist or health care provider.



**3. Prepare CRENESSITY oral solution.**

- a. Remove the child-resistant cap by pressing it down while twisting it to the left (counterclockwise) (See **Figure B**).



**Figure B**


- b. Carefully puncture and peel off the seal from the bottle (See **Figure C**).



**Figure C**

- c. **First time use of the bottle only.** While holding the bottle firmly with one hand, use the thumb on your other hand to push the press-in bottle adapter into the bottle as far as it will go using constant pressure (see **Figure D**).

**Do not** remove the press-in bottle adapter after it has been inserted.

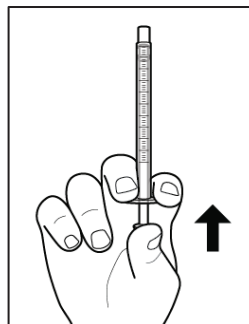


**Figure D**

#### 4. Prepare the dose.

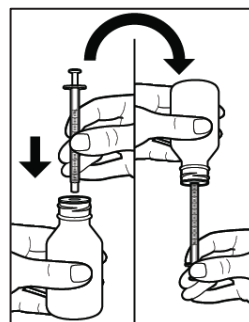
- a. Push in the plunger of the oral syringe as far as it will go (see **Figure E**).

If the oral syringe comes with a cap, pull off the syringe cap.



**Figure E**

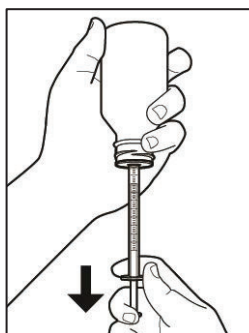
- b. Insert the tip of the oral syringe into the press-in bottle adapter, then with the oral syringe still inserted, turn the bottle upside down (see **Figure F**).



**Figure F**

- c. Slowly pull the plunger of the oral syringe until the part of the plunger that is touching the liquid is even with the marking of your prescribed dose (see **Figure G**).

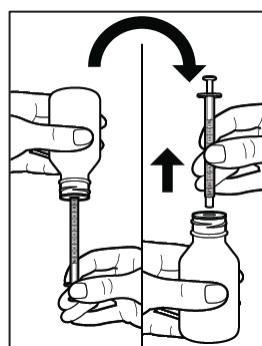
**Note:** Slowly push the plunger to return any large air bubbles back to the bottle and repeat the prior step until the air bubbles are gone.



**Figure G**

- d. When you have measured the correct amount of CRENESSITY, keep the oral syringe inserted in the bottle and turn the bottle and oral syringe right side up. Hold the oral syringe from the middle, then carefully remove it from the bottle (see **Figure H**).

**Do not** touch the plunger to avoid oral solution accidentally coming out of the syringe before you are ready to give the medicine.

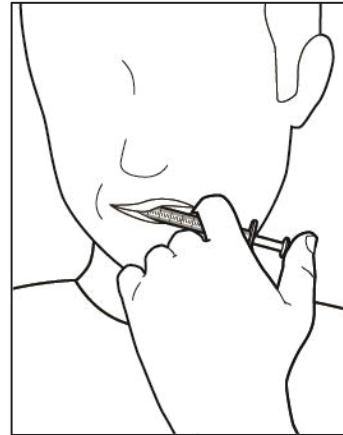


**Figure H**

**5. Give a dose of CRENESSITY oral solution.**

- a. Place the tip of the oral syringe inside your mouth and point it towards the inside of the cheek.
- b. Slowly push the plunger all the way down to give the full dose (see **Figure I**).
- c. Put the child-resistant cap back on the bottle **with the press-in bottle adapter still inserted** by turning the cap to the right (clockwise).

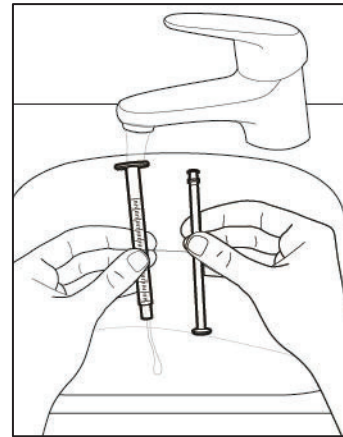
**Do not** remove the press-in bottle adapter. The child-resistant cap will fit over it.



**Figure I**

**6. Rinse and store the oral syringe.**

- a. Remove the plunger from the oral syringe.
- b. Rinse both parts with water (see **Figure J**).
- c. Push plunger back into the oral syringe to remove any large droplets of water.
- d. Remove the plunger from the oral syringe and allow these separated parts to air dry thoroughly on a clean surface.
- e. Push the dried plunger back into the dried oral syringe.
- f. Store the oral syringe in a clean, dry place.



**Figure J**

**How should I store CRENESSITY oral solution?**

- Store CRENESSITY oral solution in the original container in an upright position.
- Store unopened CRENESSITY oral solution in the refrigerator at 36°F to 46°F (2°C to 8°C). **Do not** freeze.
- After opening the bottle, CRENESSITY oral solution can be stored in the refrigerator **or** at room temperature between 59°F to 77°F (15°C to 25°C) for up to 30 days.
- Use CRENESSITY oral solution **within 30 days** of first opening the bottle. Throw away (dispose of) any unused medicine after 30 days.
- **Keep CRENESSITY oral solution and all medicines out of the reach of children.**

Distributed by: Neurocrine Biosciences, Inc., San Diego, CA 92130, U.S.A  
For information, visit [www.CRENESSITY.com](http://www.CRENESSITY.com) or call 1-855-CRNSITY (1 855-276-7489).  
This Instructions for Use has been approved by the U.S. Food and Drug Administration.

Issued: 12/2024